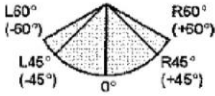






**Zakres wymiaru przycinanego detalu:**

				
0°	Ø450 mm	610 x 350 mm	610 x 450 mm	450 x 450 mm
R 45°	Ø450 mm	480 x 100 mm	410 x 450 mm	420 x 420 mm
L 45°	Ø450 mm	500 x 100 mm	380 x 450 mm	420 x 420 mm
R 60°	Ø310 mm	320 x 100 mm	260 x 450 mm	300 x 300 mm
L 60°	Ø340 mm	350 x 100 mm	220 x 450 mm	320 x 320 mm